
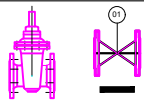


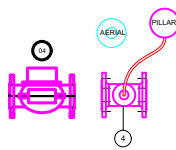










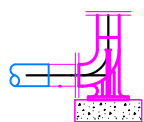








THE POSITION OF THE APPARATUS SHOWN ON THIS PLAN IS GIVEN WITHOUT OBLIGATION AND WARRANTY AND THE ACCURACY CANNOT BE GUARANTEED. SERVICE PIPES ARE NOT SHOWN BUT THEIR PRESENCE SHOULD BE ANTICIPATED. NO LIABILITY OF ANY KIND WHATSOEVER IS ACCEPTED BY THAMES WATER FOR ANY ERROR OR OMISSION. THE ACTUAL POSITION OF MAINS AND SERVICES MUST BE VERIFIED ON SITE BEFORE ANY WORKS ARE UNDERTAKEN.

THE DATA PROVIDED IS RELEVANT ONLY TO THE CURRENT PROJECT / ENQUIRY AND SHOULD NOT BE USED FOR ANY OTHER PURPOSES.

ASS	FIRST ISSUE	PB	AB	AB	01/09/2023
	Description	Dsgnr	Chkd	Appd	Date

				<h1>Thames Water Utilities</h1> <h2>DEVELOPER SERVICES</h2> <p>CUSTOMER EXPERIENCE, CLEARWATER COURT, VASTERN ROAD, READING RG1 8DB TEL: 0800 009 3921 EMAIL: <a href="mailto:DEVELOPER.SERVICES@THAMESWATER.CO.UK">DEVELOPER.SERVICES@THAMESWATER.CO.UK</a></p>					
ISSUE DATE: 01 SEPT 2023		REVIEW DATE: 01 JAN 2026		SECURITY REF: PUBLIC		DRAWN BY: P.BHOGAL			
PROJECT GROUP: DEVELOPER SERVICES									
DATA OWNER: ASSET DEVELOPMENT									
WATER NETWORK: STANDARD DRAWINGS									
DS TECHNICAL LEAD: A.BELLIS									
DRAWING TITLE: FITTING LEGEND									
DRAWING No.: DS-DRG-WN-0300				SCALE: N/A		SHEET SIZE: A2		REV: A	

SCHEDULE OF PIPES AND FITTINGS			
	MK	DESCRIPTION	NO OF
	01	SLUICE VALVE	
	02	PE STUB FLANGED	
	03	PE PIPE CUT TO SUIT- MINIMUM LENGTH 5x PIPE DIAMETER	
	04	ABB AQUAMASTER 3 METER-DM SPEC. AND SENSOR LINK TO CONTROL AND LOGGING PILLAR.IT WILL USE PAKNET COMS LEAD. DATA WILL NEED TO GET INTO PI/SCADA.	
	05	FLANGED ADAPTOR	
	06	DOUBLE SPADE VALVE	
	07	PE RISER CUT TO SUIT	
	08	WASHOUT OR HYDRANT	
	09	FLANGED EXTENSION PIECE	
	10	NON-RETURN VALVE	
	11	STRAINER	
	12	VERIFICATION POINT TO BE INSTALLED WITHIN CHAMBER BY Z TECH	
	13	BLANKING PLATE	
	14	ALL FLANGED TEE	
	15	FLANGED DUCK FOOT BEND KIT-RISER TO SUIT	
	16	FLANGED REDUCER	
	17	FLANGE	
	18	FLANGED BEND	
	19	TEMPORARY FITTING	
	20	DMA CLOSED VALVE	
	21	PIPE TO SUIT ANY LENGTH	