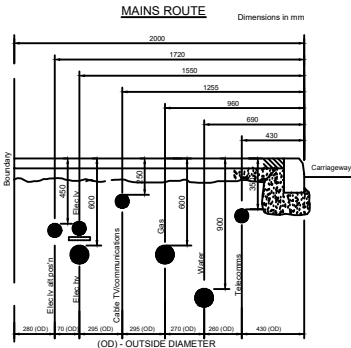
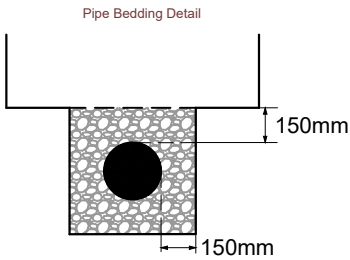
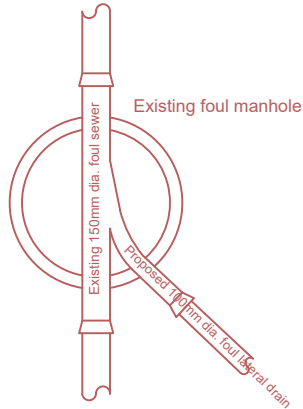


- Notes:
- 1. The developer must self-vet and certify that the design criteria, materials and workmanship for the proposed drainage/sewerage are in accordance with Building Regulations and the Code for Adoptions Design and Construction Guidance and the requirements of the Statutory Sewerage Undertaker.
  - 2. Section 106 application to connect must be made to Thames Water, the developer shall give 21 days' notice prior to making the connection.
  - 3. Connection will be made soffit to soffit.
  - 4. Angle of connection will be greater than 90° from the outlet sewer.
  - 5. Where there is more than one connection please number
  - 6. Please refer to our construction guide document for further guidance.

Legend:

- Existing Public Foul Sewer: (dashed line with red circle)
- Existing Public Surface Water Sewer: (dashed line with blue circle)
- Proposed Private Foul Drain: (solid red line with red square)
- Existing Private Foul Sewer: (solid grey line with grey square)
- Site Boundary: (solid green line)
- Permeable Paving: (hatched pattern)



Drawing Number: 0001 Rev:	Drawing Title: Sewer Connection Example
Date: 28 June 2021	
Drawn By: DR	Client: Mr Customer
Scale: N/A	Project Name: Example Street